


Pricing is found on the last page in this section
 The colors shown in this section are for a general representation only. Actual colors may vary.


Gimp Braid



Colors:	Top & Bottom	Piping	Bunting
White	GB01	VGB01	BGB01
Antique White	GB02	VGB02	BGB02
Beige	GB03	VGB03	BGB03
Natural	GB04	VGB04	BGB04
Eggshell	GB05	VGB05	BGB05
Cove Blue	GB08	VGB08	BGB08
Black	GB10	VGB10	BGB10
Tussach	GB11	VGB11	BGB11
Mauve	GB12	VGB12	BGB12
Buff	GB14	VGB14	BGB14
Charcoal Beige	GB17	VGB17	BGB17
Antique Cream	GB18	VGB18	BGB18
Cream	GB19	VGB19	BGB19
Hunter Green	GB20	VGB20	BGB20
Antique Natural	GB22	VGB22	BGB22
Champagne	GB28	VGB28	BGB28
Pink	GB30	VGB30	BGB30
Red	GB31	VGB31	BGB31
Gold	GB71	VGB71	BGB71
Yellow	GB85	VGB85	BGB85



Lace (Suede)



Natural LC04


Black LC10

Brown LC41



Available on hardback laminates only


Princess Braid



Colors:	Top & Bottom	Piping
White	PB01	VPB01
Antique White	PB02	VPB02
Beige	PB03	VPB03
Natural	PB04	VPB04
Eggshell	PB05	VPB05
Black	PB10	VPB10
Tussach	PB11	VPB11
Ivory Gilt	PB13	VPB13
Buff	PB14	VPB14
Antique Cream	PB18	VPB18
Cream	PB19	VPB19
Antique Natural	PB22	VPB22
Sand	PB23	VPB23
Black/Gold	PB27	VPB27
Gold	PB71	VPB71




Rope Braid



Colors:	Top & Bottom	Piping
White	RB01	VRB01
Antique White	RB02	VRB02
Beige	RB03	VRB03
Natural	RB04	VRB04
Eggshell	RB05	VRB05
Black	RB10	VRB10
Tussach	RB11	VRB11
Buff	RB14	VRB14
Antique Cream	RB18	VRB18
Cream	RB19	VRB19
Antique Natural	RB22	VRB22
Black/Gold	RB27	VRB27
Gold	RB71	VRB71



Soutache



Colors:	Top & Bottom
White	ST01
Tan	ST03
Ivory	ST05
Federal Blue	ST06
Stone Blue	ST07
Black	ST10
Burgundy	ST21
Forest Green	ST24
Pink	ST30
Red	ST31
Brown	ST41
Gold	ST71
Honey	ST72



Soutache can only be added to Doublefold, Puff, or Selffold Trim.

Beads (1" overhang)



Colors:	Top & Bottom
White	BD01
Beige	BD03
Black	BD10
Red	BD31
Celery	BD66
Lavender	BD82



Cut Fringe (2.5" overhang) or (5.5" overhang)


For thicker Cut Fringe, you can double the fringe. Put the letter (DB) in front of the code and double the price.



Colors:	2.5" Overhang	5.5" Overhang
White	CF01	CFX01
Beige	CF03	CFX03
Natural	CF04	-
Eggshell	CF05	CFX05
Cove Blue	CF08	-
Black	CF10	CFX10
Tussach	CF11	-
Mauve	CF12	-
Buff	CF14	-
Cream	CF19	CFX19
Hunter Green	CF20	-
Antique Natural	CF22	-
Sand	CF23	-
Champagne	CF28	CFX28
Red	CF31	CFX31
Celery	CF66	CFX66
Gold	CF71	CFX71
Yellow Gold	CF85	CFX85



Loop Fringe (2.5" overhang)



Colors:	2.5" Overhang
White	LF01
Beige	LF03
Natural	LF04
Eggshell	LF05
Tussach	LF11
Buff	LF14
Antique Cream	LF18
Cream	LF19
Antique Natural	LF22
Sand	LF23
Black / Gold	LF27
Gold	LF71




Tassels (1.5" overhang)



Colors:	Code
White	TS01
Beige	TS03
Natural	TS04
Eggshell	TS05
Black	TS10
Cream	TS19
Wine	TS21
Champagne	TS28
Red	TS31
Blue/Grey	TS45
Celery	TS66
Gold	TS71
Yellow Gold	TS85



Empress Fringe (1" overhang)



Code

EF01

EF02

EF03

EF04

EF05

EF06

EF07

EF08

EF09



Accents

Accents on Non Pleat Shades

Accent always on smallest panel unless otherside specified.

Use "NPA" + the Style & Color number of the accent.

Accents on Gallery Shades

Available in shapes: 910, 913, 918, 919, 920, 937

Use "GA" + the Style & Color number of the accent.

Accents on Pleated Shades

Available in styles: B, C, E, F, G, H, K, L, O, U

Use "PA" + the Style & Color number of the accent.



Example based on photo:
Soft Glow Gold w/ a Cane Beige Accent
702-954-15-72-NPA186/03



Example based on photo:
Brussels Linen Cream w/ Cane Natural Accent
750-919-14-19-GA186/04



Example based on photo:
Anna Antique Natural w/ Anna Black Accents
700H-938-14-04-PA700H/10

Bunting

If you want the Bunting to be made from the same Fabric & Color as the shade (where available), use the code (BT).

If you want a contrasting Bunting, please indicate the Fabric and Color on your order.



Rouching

- If you want the Rouching to be made from the same Fabric & Color as the shade (where available), use the code (RH).
- If you want a contrasting Rouching, please indicate the Fabric and Color on your order.
- No Vertical Piping on these shades.



Lining

Lining (Standard Colors)

	Single Layer	Double Lining
White		IWL
Black	BL	IBL
Cream	CR	ICR
Gold	GL	IGL
Natural	NA	INA
Pink	PL	IPL

Chintz Lining

Chintz material makes an excellent liner and can enhance the look of your Lampshade. Refer to the swatch card for available colors.

To write your order add the code "CL" to the color #.

example: Chintz in the color Lipstick (CL88)

Doublefold (DF)

No charge for Top & Bottom trim only.

To use this trim as a Vertical Piping, use the code "VDF". Additional charge applies.



3/8" Piping

No charge on Soft Shades (where standard).


Additional charge applies only to Hardbacks. Use the code "VP".

To remove piping on Soft Shades (where standard), use the code "NP"



Fitter Changes


If you do not see the wire that you need, please call the Factory.



Washer (reflector)



UNO



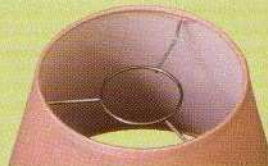
Slotted Washer



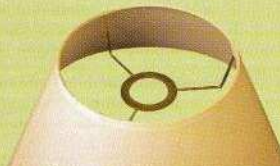
Candle Clip



Edison Clip



Chimney



Nord / Euro Fitter

HARDBACK FITTERS *Comes with reflector

Description:	Finish	(Stock) Top Ring Sizes																Drop	Code	
Washer	Brass	5	6	7	8	9	10	11											Flush	W0
		3	4	5	6	7	8	9*	10*	11*	12*	13*	14*	15*	16*	17*	18*	1/2"	WA	
		5	6	7	8	9*	10*	11*	12*	13*									2"	W2
		6	7	8	9*	10*	12*	13*	14*										3"	W3
		6	7	8	9*	10*	12*	13*	14*										4"	W4
		7	8	9*	10*	11*	12*	13*	14*	15*									5"	W5
		8	10	12	14	15													6"	W6
Washer	Silver	3	4	5	6	7	8	9	10	11	12	13	14					1/2"	NW	
Washer (Powder Coated)	White	4	5	6	7	8	9	10									1/2"	PC		
Washer (4-way Heavy Gauge)	Brass	7	8	9*	10*	11*	12*	13*	14*	15*	16*	17*					1/2"	HW		
Candle Clip	Copper	2.5	2.75	3	4	5											1/2"	CC		
Candle Clip	Brass	3	4														1/2"	CB		
Edison Clip (standard bulb)	Copper	3	4	5	6												1/2"	EC		
Edison Clip (standard bulb)	Brass	4	5	6													1/2"	EB		
Nord/Euro 1 1/8" I.D. Hole	Brass	3	4	5	6												3	NS3		
Nord/Euro 1 1/8" I.D. Hole	Brass	3	4	5	6												4	NS4		
Nord/Euro 1 5/8" I.D. Hole	Brass	4	5	6													4	NL4		
Nord/Euro 1 5/8" I.D. Hole	Brass	4	5	6													5	NL5		
Nord/Euro 1 5/8" I.D. Hole	Brass	4	5	6													6	NL6		
Nord/Euro 1 5/8" I.D. Hole	Brass	4	5	6													7	NL7		
Downbridge Uno (threaded)	Brass	4	5	6	7	9											1/2"	UN		
Downbridge Uno (threaded)	Brass	4	5	6	7	8											2"	U2		
Downbridge Uno (threaded)	Brass	6															3"	U3		
Slip Uno (no threads)	Brass	4	5	6													4"	SU4		
Slip Uno (no threads)	Brass	4	5	6													5"	SU5		
Slip Uno (no threads)	Brass	5	6	7													6"	SU6		
Slip Uno (no threads)	Brass	5	6	7													7"	SU7		
Slotted Washer	Brass	7	8	9	10	11	13										1/2"	SW		
Swag Bottom	Brass	5	6	7	8	9	10	11	12	13	14	15	16	17	18		1/2"	SB		
Chimney	Silver	3	4	5	6												1/2"	CH		

SOFT SHADE FITTERS

Fitter changes available on all shades. \$10 for the first piece or \$5/each for 2 or more pieces.
 For custom shapes & sizes, please call for pricing and availability.